



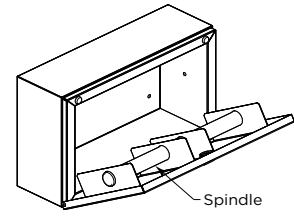
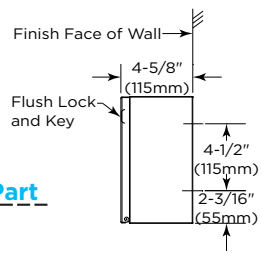
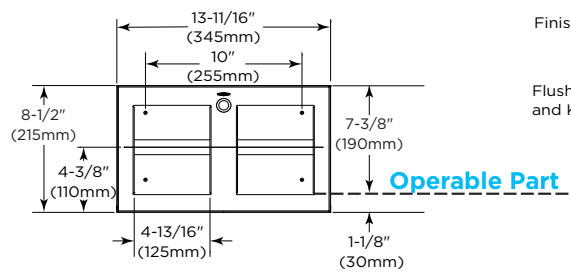
**Technical Data**

**TrimLineSeries™  
SURFACE-MOUNTED  
MULTI-ROLL  
TOILET TISSUE DISPENSER**

**B-3588**

**Specify Finish Required**

- Stainless Steel, Satin Finish
- Matte Black Finish, please use model no. B-3588.MBLK



**MATERIALS:**

**Cabinet** — 18-8, Type-304, heavy-gauge stainless steel. All-welded construction. Exposed surfaces have satin finish or matte black, as specified.

**Skirt** — 18-8, Type-304, stainless steel with satin finish or matte black, as specified.

**Door** — 18-8, Type-304, 20-gauge (0.9mm) stainless steel with satin finish or matte black, as specified. Secured to cabinet with two rivets. Equipped with a tumbler lock keyed like other Bobrick washroom accessories. Tumbler lock flush with the door - no protrusion.

**Spindle** — 18-8, Type-304, 18-gauge (1.2mm), 1" diameter (25mm) stainless steel tubing with plastic end caps. Theft resistant. Removable with key provided.

continued . . .

## **OPERATION:**

Unit holds two standard-core toilet tissue rolls up to 5-1/8" (130mm) diameter (1500 sheets). To service toilet tissue dispenser, unlock door with key provided and slide spindle out on any direction.

## **INSTALLATION:**

For partitions with particleboard or other solid core, secure with four #10 x 5/8" (4.8 x 16mm) sheet-metal screws (not furnished) at points indicated by an S, or provide through-bolts, nuts, and washers.

For hollow-core metal partitions, provide solid backing into which sheet-metal screws can be secured. If two units are installed back-to-back, then provide threaded sleeves and machine screws for the full thickness of partition.

For plaster or dry wall construction, provide concealed backing to comply with local building codes, then secure unit with sheet-metal screws.

For other wall surfaces, provide fiber plugs or expansion shields for use with sheet-metal screws, or provide 3/16" (5mm) toggle bolts or expansion bolts.

## **Replacement Parts:**

Spindle	3588-33
Skirt Kit	3588-53
Matte Black Skirt Kit	3588.MBLK-53
Door Replacement Kit	3588-173
Lock and Key	388-42

## **SPECIFICATION:**

Surface-mounted multi-roll toilet tissue dispenser shall be Type-304 stainless steel with all-welded construction; exposed surfaces shall have satin finish or matte black, as specified. Door shall be Type-304, 20-gauge (0.9mm) secured to cabinet with two rivets; and equipped with a tumbler lock keyed like other Bobrick washroom accessories. Tumbler lock flush with the door - no protrusion. Spindle shall be Type-304, 18-gauge (1.2mm), 1" diameter (25mm) stainless steel. Theft resistant, removable with key provided.

**TrimLine Surface-Mounted Multi-Roll Toilet Tissue Dispenser shall be Model B-3588 of Bobrick Washroom Equipment, Inc., Clifton Park, New York; Jackson, Tennessee; Los Angeles, California; Bobrick Washroom Equipment Company, Scarborough, Ontario; Bobrick Washroom Equipment Pty. Ltd., Australia; and Bobrick Washroom Equipment Limited, United Kingdom.**