

Model RBA8519-200



Materials & Features

Extra heavy duty conical shaped shower head and handles in bright polished chrome plated brass suitable for commercial and institutional installations for vandal and ligature resistance.

Technical Detail

Body:	Chrome plated brass
Inlet Connection:	15mm BSP (1/2") female
Temperature:	5 - 50°C
Handle Rotation:	Quarter turn
Flow Rate:	7L / 9L per minute
SBA Thread:	G 5/8" BSP
Wall Depth:	12 - 22mm
Operating Pressure:	150 - 500kPa in accordance with AS/NZS3500 and the PCA

Available Models

RBA8519-200

RBA8519-115

RBA8519-107

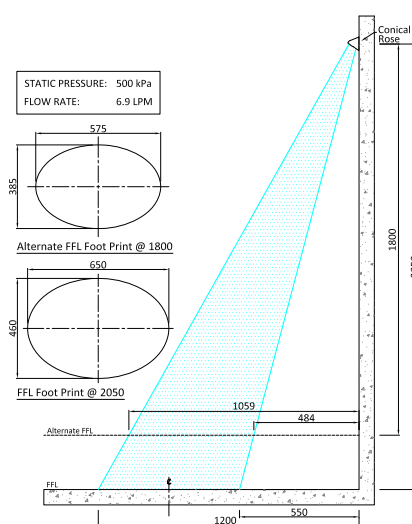
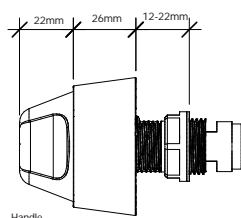
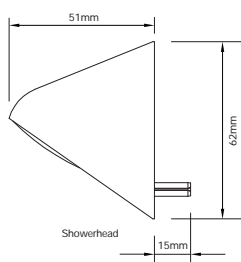
Commercial Shower Set [including 1x RBA8519-107, 2x RBA8519-115]
Coolium Commercial Shower Handle, with 3 coloured temperature indicators
3 Star Commercial Showerhead

Installation

To be installed in accordance with the Plumbing Code of Australia [PCA] and AS/NZS3500. Recess bodies are to be Watermark certified to AS3688. Heated water installations for sanitary fixtures shall comply with the temperature requirements of the PCA and AS/NZS3500.

For best results, unit should be inspected and cleaned regularly as per the instructions in the RBA Product Warranty, Cleaning Care Guide, available on our websites.

Important: Installation instructions and current rough-in details should be furnished with each fixture. Do not rough in without certified dimensions. Dimensions are subject to manufacturer's tolerance of +/-10mm.



Note: Isolated spray will occur outside of the footprint. Pressure, temperature & other site conditions may slightly vary outcomes.

