

KOALA KARE PRODUCTS

Installation and Operation Instructions

KB112-01CT Baby Changing Station
Cambiador Plegable
Table à Langer
Babywickeltisch



Your unit can be installed to meet ADA regulations when and where applicable. Refer to Federal Register, Volume 56, No 144 28 CFR Part 36.

You are responsible for the safe operation of this unit.
IMPORTANT. RETAIN FOR FUTURE REFERENCE. READ CAREFULLY.
IMPORTANTE. GUÁRDELO PARA FUTURAS CONSULTAS. LEER ATENTAMENTE.
IMPORTANT. À CONSERVER POUR INFORMATION. À LIRE ATTENTIVEMENT.
WICHTIG. ZUR SPÄTEREN BEZUGNAHME AUFBEWAHREN. BITTE SORGFÄLTIG DURCHLESEN.



KB112-01CT COUNTERTOP BABY CHANGING STATION INSTALLATION INSTRUCTIONS

Please Note:

To assure proper installation, it is suggested that a qualified person or carpenter install the Koala Baby Changing Station. Koala Kare Products will not be responsible if the station is not installed properly.

Koala Baby Changing Stations are intended for use on an existing countertop surface that is capable of holding significant weight. Unit should be permanently mounted to the countertop surface per the installation instructions. When an infant is placed onto changing surface, use strap and buckle to secure infant to changing surface. Never Leave Child Unattended.



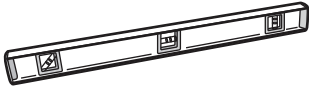





You are responsible for the safe operation and use of this unit. Not intended to hold more than 50 lbs.

Inspection Criteria:


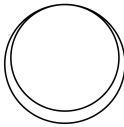
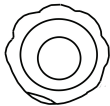
A properly maintained baby changing station:

- Is free of any cracks or damage that can cause injury.
- Has two sides of a retaining strap free from damage.
- Check straps for wear. Buckle should lock with an audible click.
- Check labels and replace as needed.

TOOLS NEEDED

Gloves 	Phillips Head Screwdriver 	Level 	Pencil 
Drill 	1/8" Drill Bit (regular and masonry) 	Measuring Tape 	Sealant (Silicone) 

HARDWARE PROVIDED

8 Screws 	8 Screw Covers 	8 Screw Cover Bases 
---	--	--

INSTALLATION INSTRUCTIONS

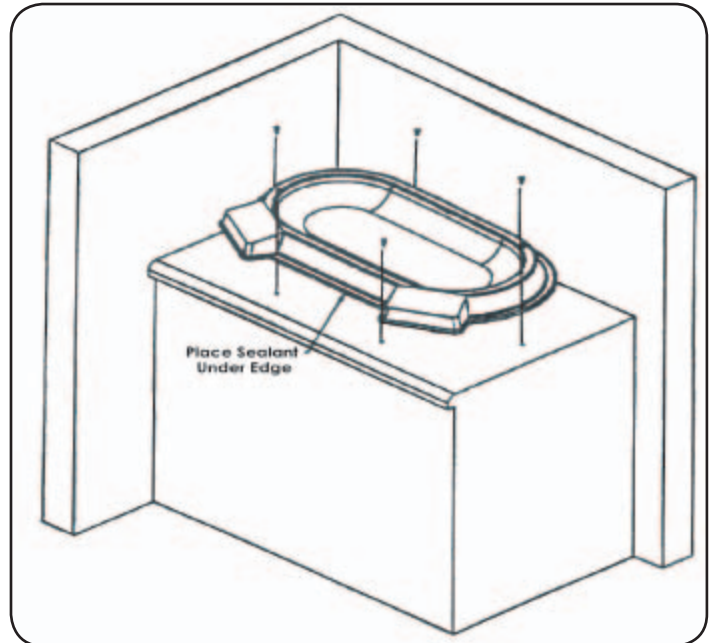
Countertop Mounted Baby Changing Station Model Number KB112-01CT

Step 1

Remove the Koala Countertop Baby Changing Station (BCS) from the shipping carton and check for freight damage.

Step 2

Place the Countertop BCS onto counter surface and place in desired position. Using the Countertop BCS mounting holes as a guide, mark the screw hole locations with a pencil. Remove Countertop BCS and drill holes with 5/32" diameter drill bit. Drill down 3/4" deep.



Step 3


Place Countertop BCS onto counter surface using the drilled holes as a guide. Slide screw through the screw cover base. Screw fasteners through holes into countertop surface. Securely snap screw cover onto screw cover base. Apply a suitable water sealant (not provided) such as silicone around the base of the Countertop BCS unit.


Step 4

Stock with sanitary bed liners.


***Note: If drilling into marble or granite, take care to not crack or chip the surface area while drilling. Larger drill bit may be necessary.**


 **WARNING:** Never leave child unattended.


 **WARNING:** Avoid serious injury from falling or sliding out. Always use restraint system.

 **WARNING:** Designed for Infants Only. Age up to 3.5 years and weighing less than 50 lbs. Keep one hand on the child at all times.





Parcels or accessory items, or both, placed on the unit may cause the unit to become unstable.





 **ATTENTION :** Ne laissez jamais un enfant sans surveillance.


 **ATTENTION :** Évitez les blessures occasionnées par une chute ou une glissade. Utilisez toujours le système de retenue.


 **ATTENTION :** Conçue uniquement pour les jeunes enfants. Jusqu'à 3 ans et demi et moins de 50 lb (23 kg). Conservez une main sur l'enfant à tout moment.


Tout paquet ou accessoire placé sur la table peut créer un déséquilibre.

 WARNING	
 WARNING	Never leave child unattended.
 WARNING	Avoid serious injury from falling or sliding out. Always use restraint system.
 WARNING	Designed for Infants Only. Age up to 3.5 years and weighing less than 50 lb. Keep one hand on child at all times.
<small>Koala Kare Products, A Division of Bobrick 6982 S Quentin Street Centennial, CO 80112 Ph 888-733-3456/303-539-8300 - www.koalabear.com P/N 975</small>	


 WARNING	
 WARNING	Never leave child unattended.
 WARNING	Avoid serious injury from falling or sliding out. Always use restraint system.
 WARNING	Designed for Infants Only. Age up to 3.5 years and weighing less than 50 lb. Keep one hand on child at all times.
<small>Koala Kare Products, A Division of Bobrick 6982 S Quentin Street Centennial, CO 80112 Ph 888-733-3456/303-539-8300 - www.koalabear.com P/N 975</small>	


 **ADVERTENCIA:** No deje nunca al niño desatendido.

 **ADVERTENCIA:** Evite que el niño se lesione por caerse o resbalarse del cambiador Use siempre el sistema de sujeción.

 **ADVERTENCIA:** Diseñado exclusivamente para bebés. Hasta 3 años y medio de edad y con un peso inferior a 50 libras (22,5 kg aproximadamente). Mantenga siempre al niño sujeto con una mano. Colocar paquetes o accesorios, o ambas cosas, encima del cambiador puede provocar que se desestabilice.

 **WARNUNG:** Das Kind niemals unbeaufsichtigt lassen.

 **WARNUNG:** Ernsthaftige Verletzungen durch Herausfallen oder Herausrutschen verhindern. Immer das Rückhaltesystem verwenden.

 **WARNUNG:** Dieses Produkt ist nur für Kleinkinder bis zu 3 1/2 Jahren und einem Gewicht von höchstens 50 lbs. (23 kg) vorgesehen. Das Kind immer mit einer Hand festhalten. Durch Ablegen von Päckchen und Zubehör auf der Wickeltisch kann diese instabil werden.